



**COVID-19 Update**  
**Govt. Doon Medical College,**  
**Dehradun**



Date: August 05, 2020, 8 PM

**COVID-19: A Bird's Eye View**

Variable	World <sup>1</sup>	India <sup>2</sup>	Uttarakhand <sup>3</sup>	GDMC, Dehradun <sup>4</sup>
Total Confirmed Cases	1,87,53,622	1908254	8254	1170
Active Cases	60,83,021	586244	2885	298*
New Cases (Last 24 hrs)	2,64,004	52509	246	45
Total Deaths	7,05,370	39795	98	18
New Deaths (Last 24 hrs)	6,861	857	3	1
Total Recovered Cases	1,19,65,231	1282215	5233	854
Recovery Rate (%)	63.80	67.19	63.40	72.99
Fatality Rate (%)	3.76	2.09	1.19	1.54

<sup>1</sup>Data as on 05.08.2020, 7 PM ( <https://www.worldometers.info/coronavirus/>)

<sup>2</sup> Data as on 05.08.2020, 8 AM (<https://www.mohfw.gov.in>)

<sup>3</sup>Data as on 05.08.2020, 7 PM (<http://health.uk.gov.in>)

<sup>4</sup>Data as on 05.08.2020, 2 PM (GDMC Daily COVID-19 Report)

\*Active Cases (298): **GDMC(167)**; **Covid Care and Other Centres(131)**

**Fact Sheet of GDMC, Dehradun as on 05.08.2020, 2PM**

1. No. of New Positive Cases detected	45
2. No. of Active (Admitted) Cases	298
3. No. of Suspected (Admitted) Case	07
4. Doubling Rate (in Last 7 Days)	39.27 Days
5. No. of Flu OPD Patients	44
6. No. of Patients admitted in ICU	26
7. No. of Patients on Ventilator	00
8. Total Number of tests till date	20805
9. Number of tests in last 24 hours	600
10. No. of Confirmed Patients Discharge (Last 24 Hr)	4+15*+10**+1***
11. No. of Suspected Patients Discharge(Last 24 Hr)	11
12. No. of ICU Beds	35

\*Active Cases Shifted to Covid Care and Other Centre

\*\*Discharge from Covid Care Centre

\*\*\*Death of COVID Positive Patient

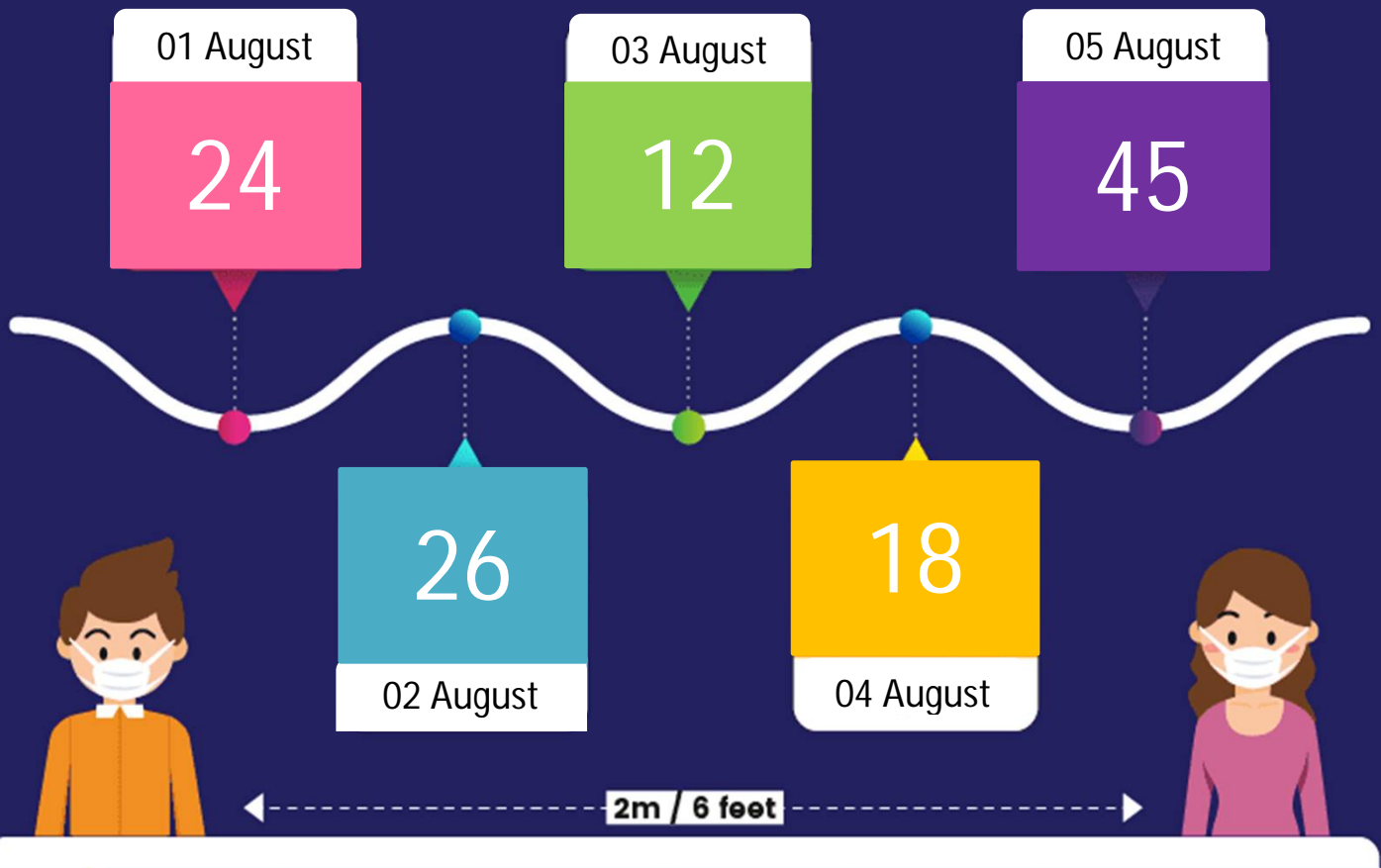
**Key Observations:**

Recovery Rate of confirmed Cases improved to 72.99 %

Doubling Rate of confirmed Cases improved to 39.27 Days

Total number of sample tested improved to 20805

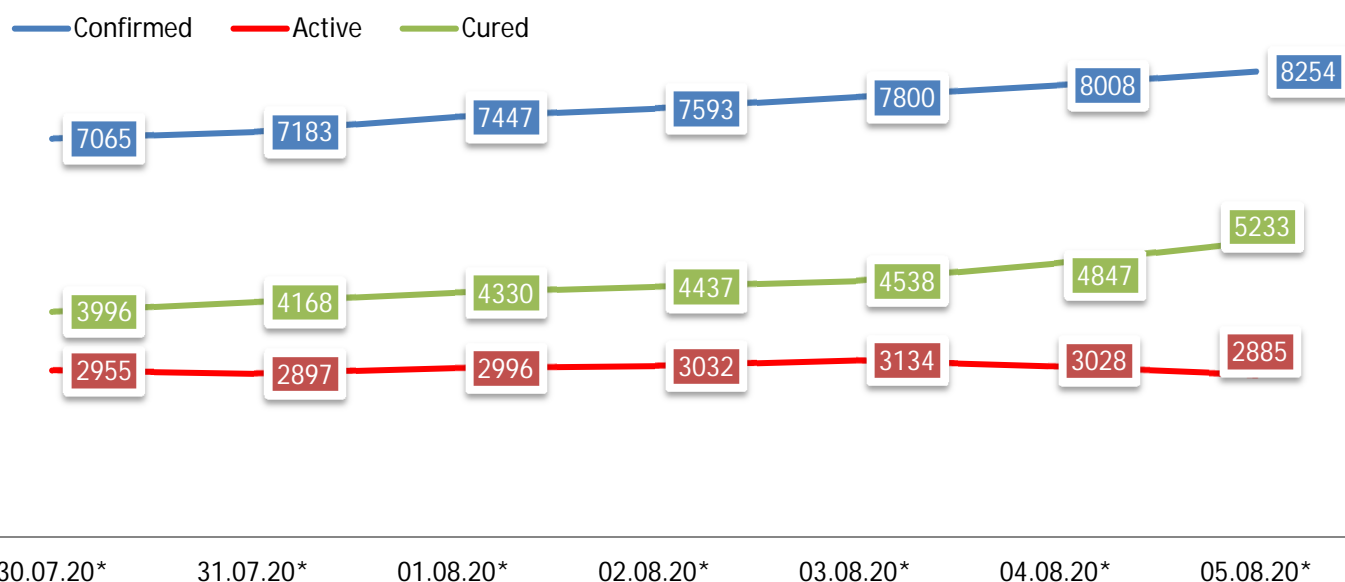
## Trend of New Cases at GDMC, Dehradun



## Weekly Trend of Covid-19 Cases at GDMC, Dehradun

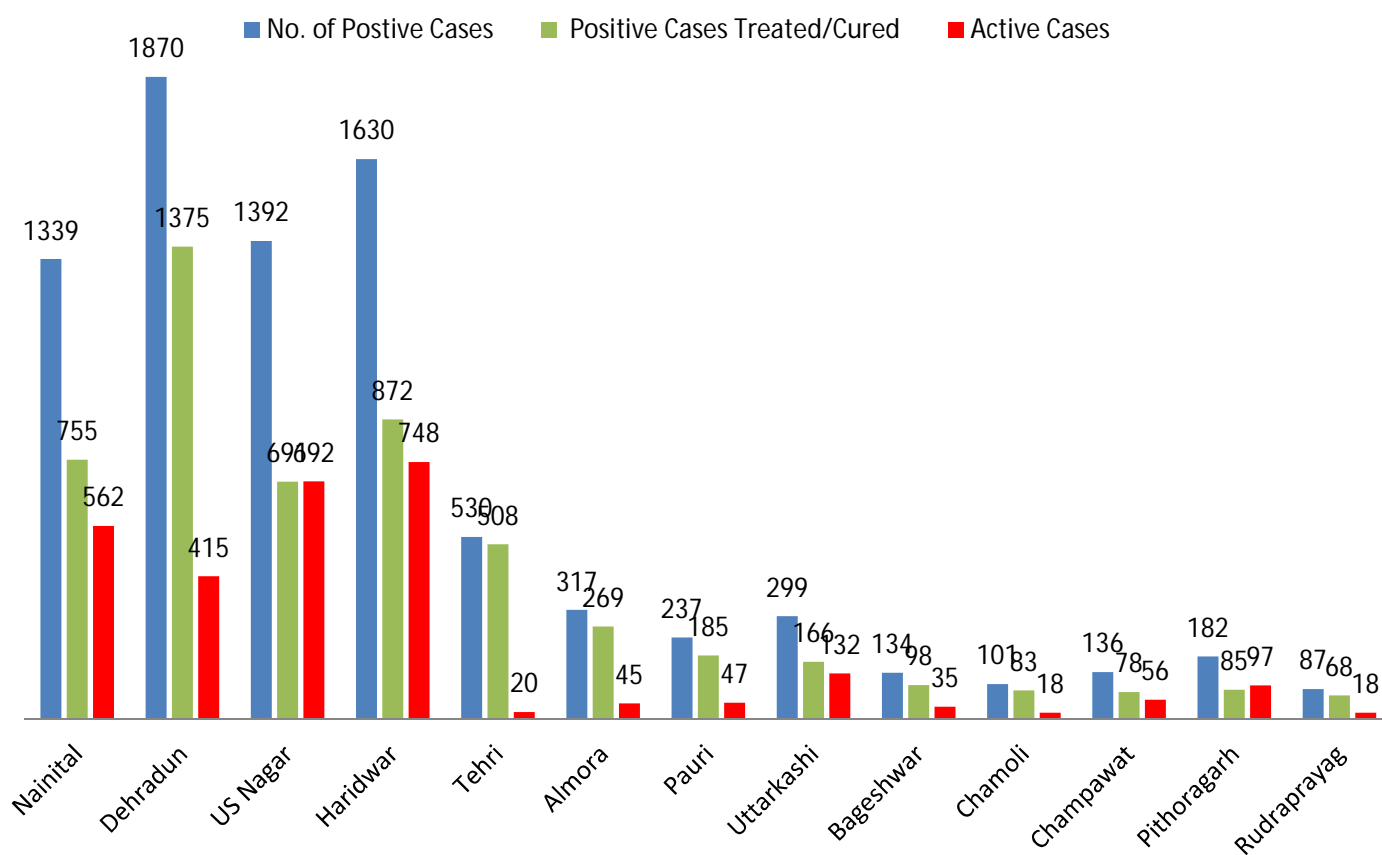
Number of Cases	Confirmed Cases		Recovered Cases		Active Case		
	Confirmed	Recovered	Active	Recovered	Active	Recovered	
						1170	
					1125	854	
			1107	840			
			1095	828			
			1069	811			
		1045	776				
	1034	741					
	734						
			291				
	288		280			298	
			268		268		
				262			
	30-Jul	31-Jul	01-Aug	02-Aug	03-Aug	04-Aug	05-Aug

## Weekly Trend of Confirmed, Active and Cured Cases in Uttarakhand (30 July -05 August, 2020)



\*Deaths-98; 38-Positive Cases Migrated to other State

## Districtwise Distribution of Patients with COVID-19 Cases as on 05.08.2020



Prepared By: Dr. Sonam Maheshwari, Department of Community Medicine, GDMC Dehradun

Checked By: Dr. Shiv Kumar Yadav, Department of Community Medicine, GDMC Dehradun

### References:

1 <https://www.worldometers.info/coronavirus/>

2 <https://www.mohfw.gov.in/>

3 Department of Medical Health and Family Welfare, Govt. of Uttarakhand  
<http://health.uk.gov.in/>

4 Govt. Doon Medical College & Hospital, Dehradun